



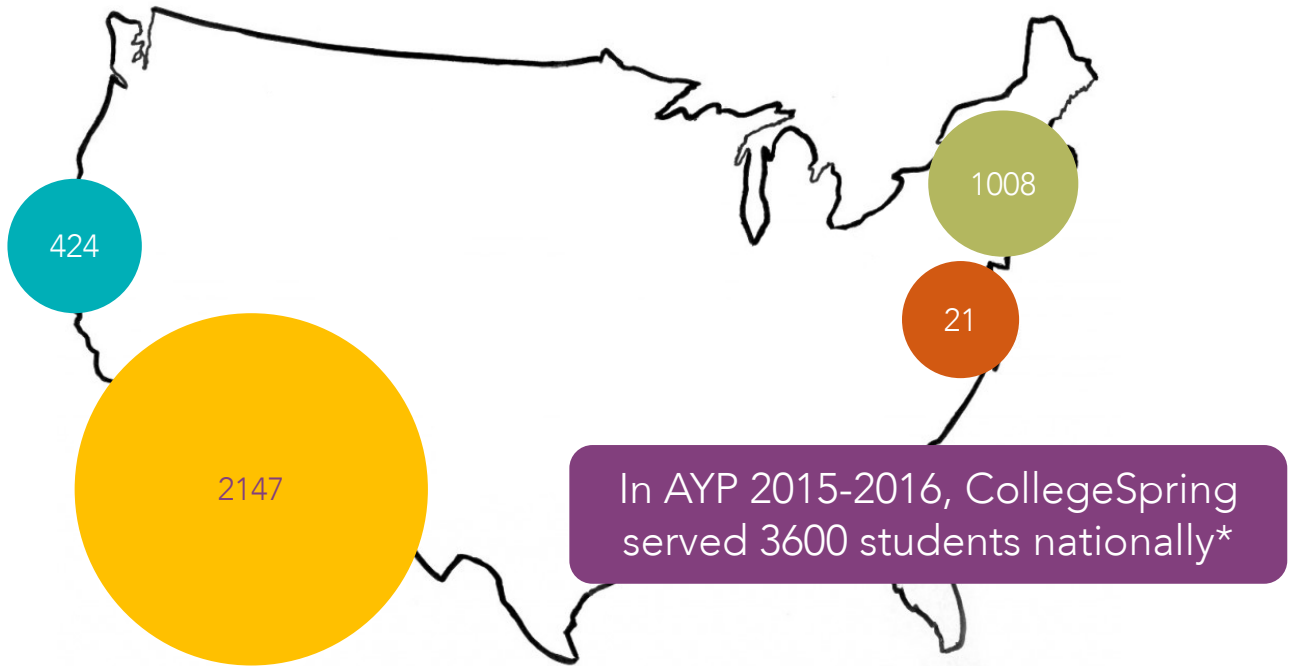
CollegeSpring

POTENTIAL MADE POSSIBLE

AYP 2015-2016 End of Cycle Program Report

Prepared by Tania Davila
Programs Data Manager

Program Reach



CollegeSpring students are **underrepresented** in 4-year colleges and **underserved** by college access organizations.

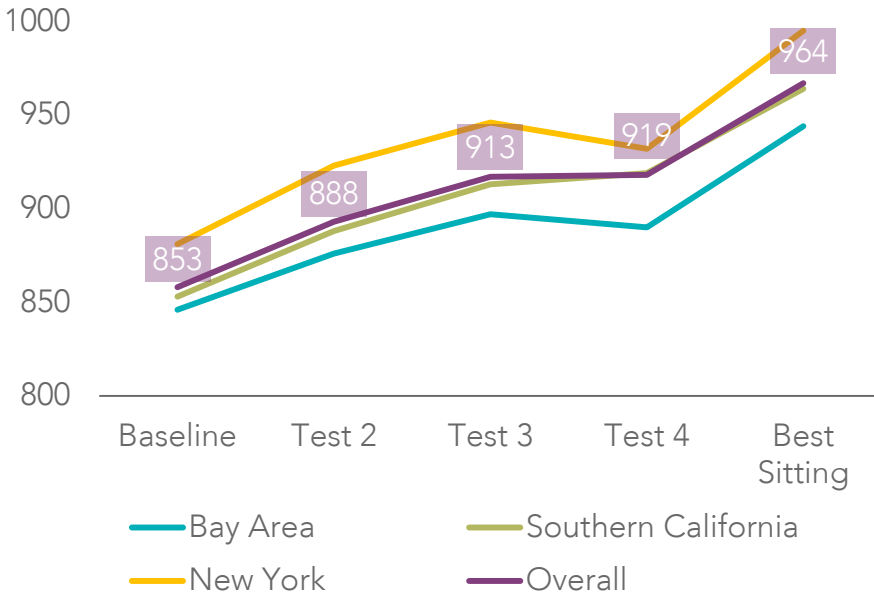
- **High Academic Need (at Baseline)**
 - 858 Baseline SAT (26th percentile)
 - 73% probability of admission to 4-year state college
 - 18% < 50% chance of admission
 - 3.12 GPA
- **Low Income**
 - 84% Free/reduced lunch (school-wide average)
- **Underrepresented in College**
 - 99% Students of color
 - 91% African-American or Latino
 - 73% First-generation college students

*Student Served: any student who completes one or more tests. Probability of 4-year admission calculation is based on the old SAT assuming that it translates to rSAT.

Program Reach Breakdown

| Region | Org | Site | Facility Type | # AYP Cycles | % F/R Lunch | Baseline Score | Students Served |
|---------------------|------------------------|----------------------|---------------------------|----------------|-------------|----------------|-----------------|
| Bay | Envision | CAT | CMO Charter | 2 | 63% | 833 | 81 |
| | | Impact | CMO Charter | 4 | 55% | 846 | 114 |
| | | Envision | CMO Charter | 4 | 70% | 829 | 97 |
| | Aspire | EPAPA | CMO Charter | 5 | 95% | 943 | 21 |
| | | HFSV (Connect) | CBO | 1 | | 960 | 47 |
| | | Lighthouse (Connect) | Ind. Charter | 2 | | 939 | 16 |
| | | Overfelt (Connect) | Traditional Public | 1 | | 1096 | 48 |
| Southern California | Alliance | Mohan | CMO Charter | 1 | 98% | 889 | 107 |
| | | Neuwirth | CMO Charter | 5 | 84% | 816 | 233 |
| | | Ouchi | CMO Charter | 5 | 91% | 817 | 133 |
| | | Smidt Tech | CMO Charter | 1 | 72% | 840 | 319 |
| | | Tennenbaum | CMO Charter | 2 | 72% | 841 | 100 |
| | Green Dot | College Prep | CMO Charter | 2 | 95% | 778 | 115 |
| | | Inglewood | CMO Charter | 5 | 90% | 928 | 162 |
| | | Leadership | CMO Charter | 4 | 93% | 846 | 160 |
| | | ODLH | CMO Charter | 3 | 95% | 822 | 154 |
| | | Pat Brown | CMO Charter | 4 | 96% | 806 | 144 |
| | | South LA | CMO Charter | 4 | 91% | 790 | 136 |
| | | Avance | Ind. Charter | 1 | 91% | 754 | 146 |
| | | Magnolia | CMO Charter | 1 | | 993 | 52 |
| | | NAC | CBO | 1 | | 892 | 122 |
| St. Mary's | | Private | 1 | | 886 | 64 | |
| New York | Achievement First | AF Brooklyn | Public Charter | 2 | 71% | 937 | 96 |
| | | AF UPrep | CMO Charter | 1 | 84% | 957 | 75 |
| | KIPP | KIPP | CMO Charter | 2 | 87% | 917 | 201 |
| | Harlem Children's Zone | Promise I | Ind. Charter | 1 | 81% | 756 | 56 |
| | | Promise II | Ind. Charter | 1 | 81% | 703 | 30 |
| | DOE | AIT | Traditional Public | 1 | 92% | 653 | 87 |
| | | BOSS | Traditional Public | 2 | 56% | 819 | 97 |
| | | Eagle SEQ | Traditional Public | 1 | 80% | 836 | 52 |
| | | Maria Regina | Private | 1 | | 981 | 134 |
| | | Bishop Kearney | Private | 1 | | 949 | 86 |
| | | Henry Street | CBO | 1 | | 976 | 63 |
| | | EHTP | CBO | 1 | | 967 | 31 |
| DC | | McKinley | Traditional Public | 1 | | 822 | 21 |
| | | Average | 65% Public Charter | 54% New | 83% | 858 | 3,600 |

Impact: Standardized Testing

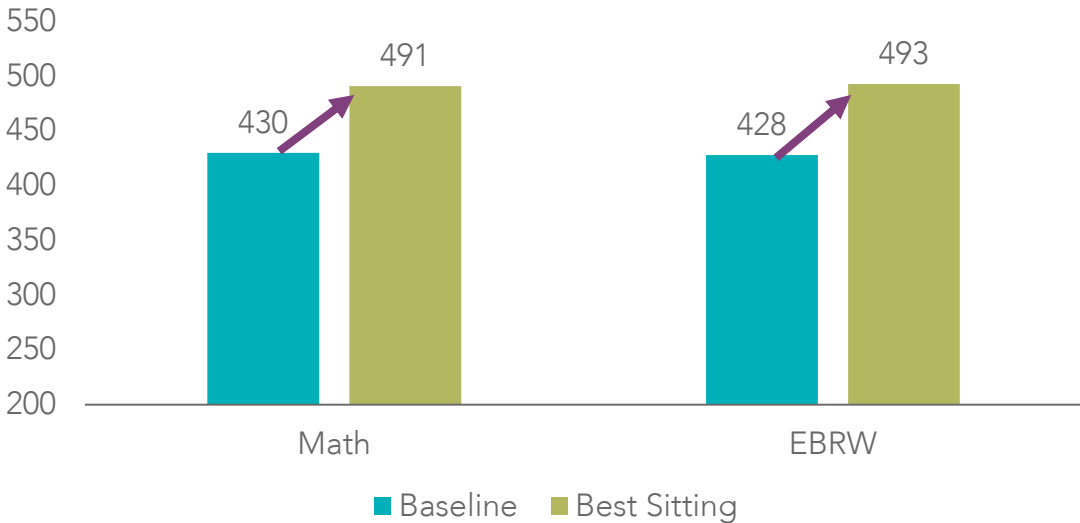


Students improved their SAT scores by **24%** (110 points) putting them in the **40th** percentile among

91% of students said CollegeSpring helped them feel prepared to do a good job on the SAT*

Math scores improved by **27%** (62 points)

EBRW scores improved by **29%** (65 points)



*Impact is reported for students who completed the CollegeSpring program (took all 4 diagnostic tests). N = 1659 (46% of students served)

Impact: College

The path to college for CollegeSpring students takes...

Academic Readiness

By increasing their SAT scores by **24%**, students increased the probability they would be accepted to a 4-year college from **74% to 81%**.

The number of students with **less than a 50% chance** of 4-year college acceptance **decreased from 17% to 10%**.

Of CollegeSpring program completers, **117 additional students will be able to attend a 4-year college** than would have before CollegeSpring.

Knowledge & Motivation to Apply to College

81% of students said CollegeSpring helped them feel more **confident about getting into college**.

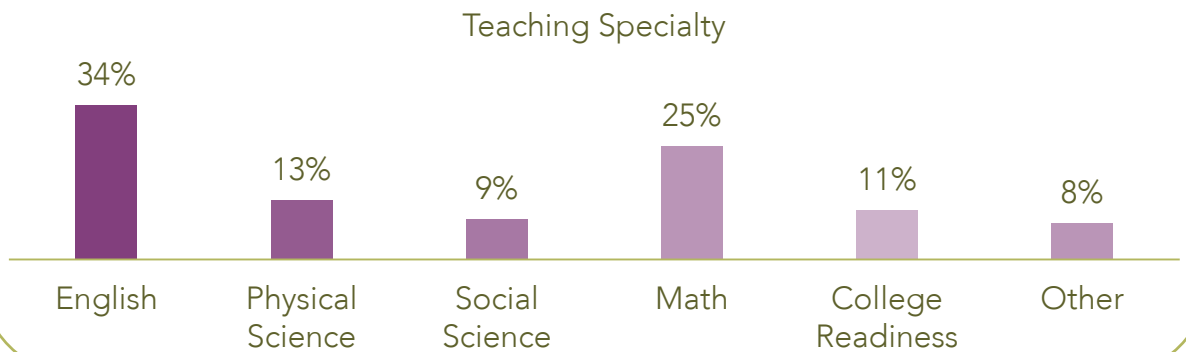
86% left the program saying they **knew what they needed to do to apply to college**.

92% left the program saying they **would be applying to college**.

Instructors & Mentors

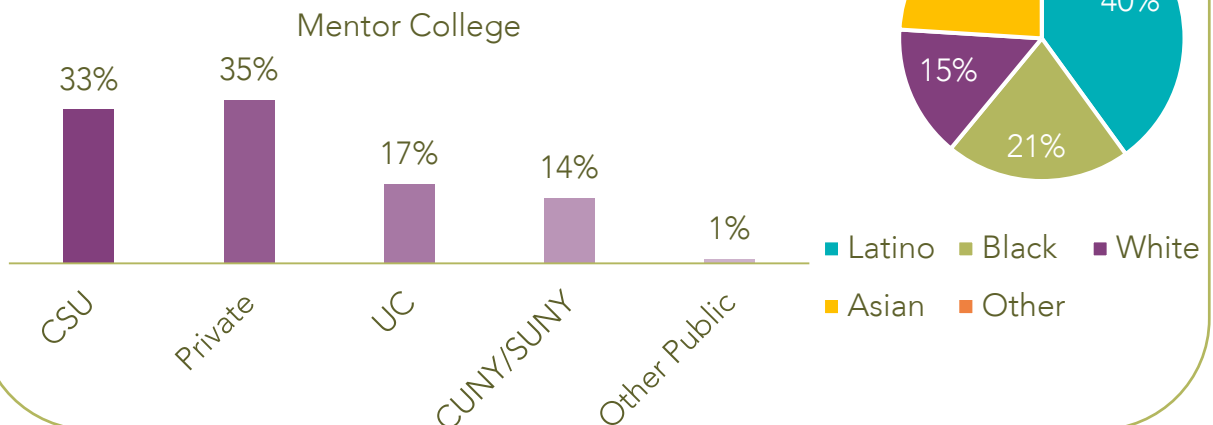
98 professional instructors were trained and supported by CollegeSpring to deliver the CollegeSpring instructional curriculum.

- 29% returning instructors
- 4 years average teaching experience



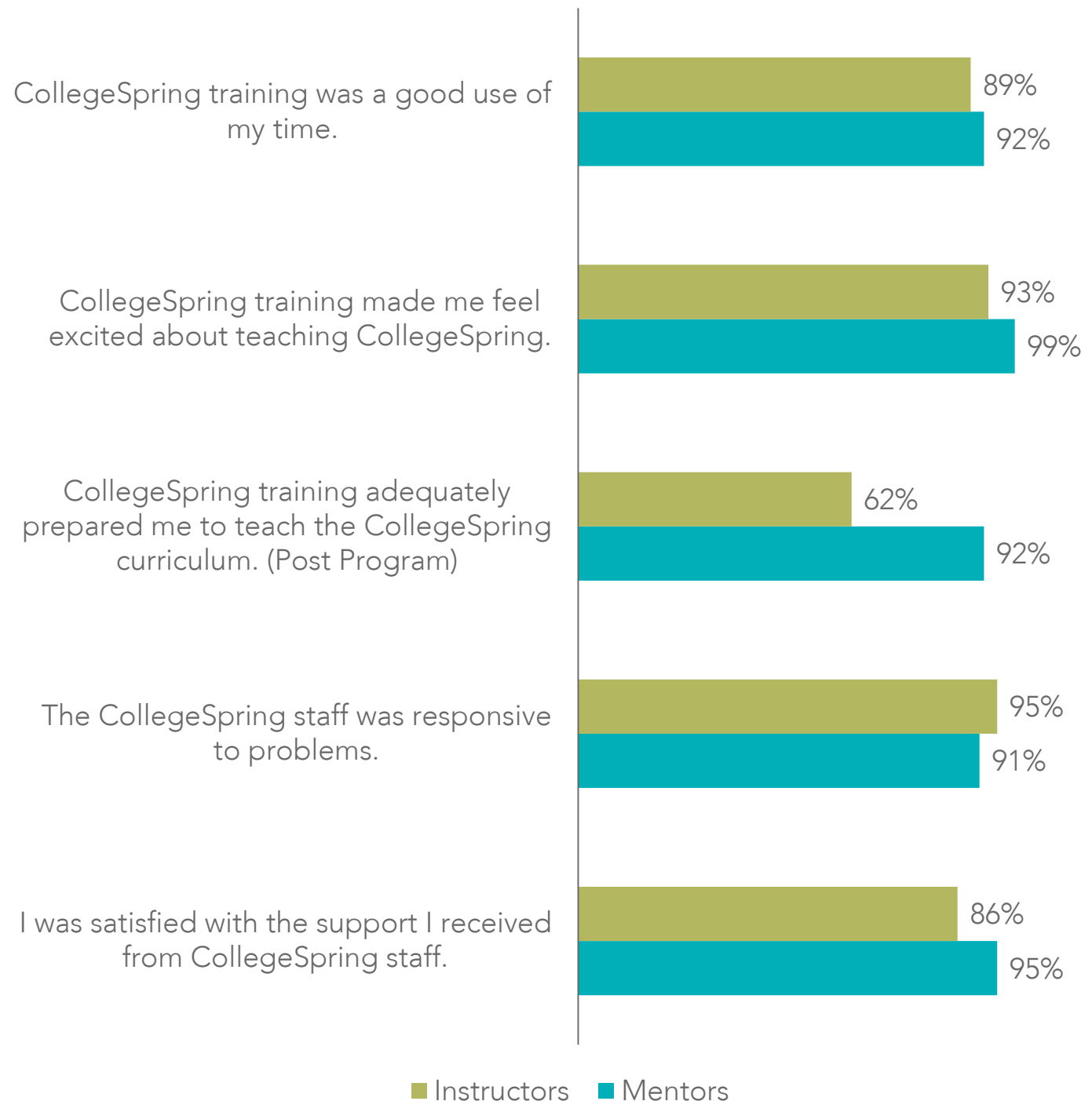
176 college-aged mentors were trained and supported by CollegeSpring to deliver the CollegeSpring mentoring curriculum.

- 16% returning mentors
- 1792 average on old SAT (81st percentile)



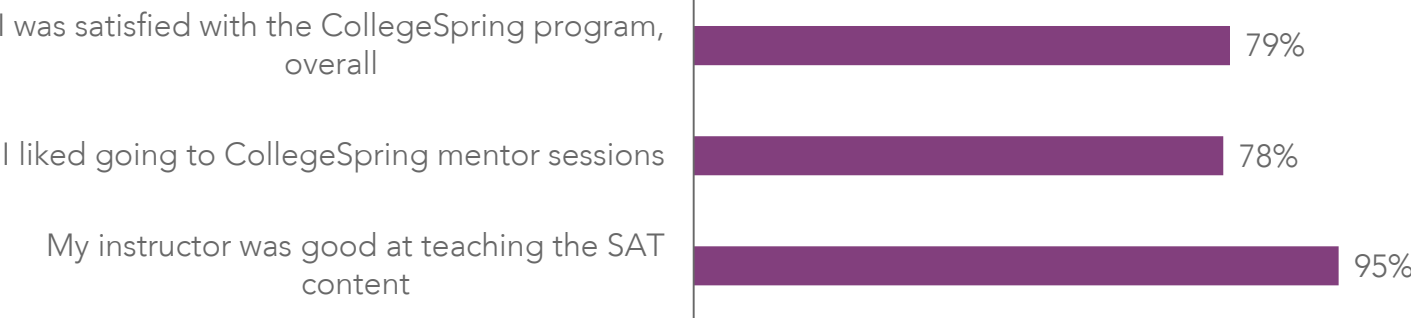
Training & Support

CollegeSpring trains and supports instructors and mentors in implementing the CollegeSpring curriculum.

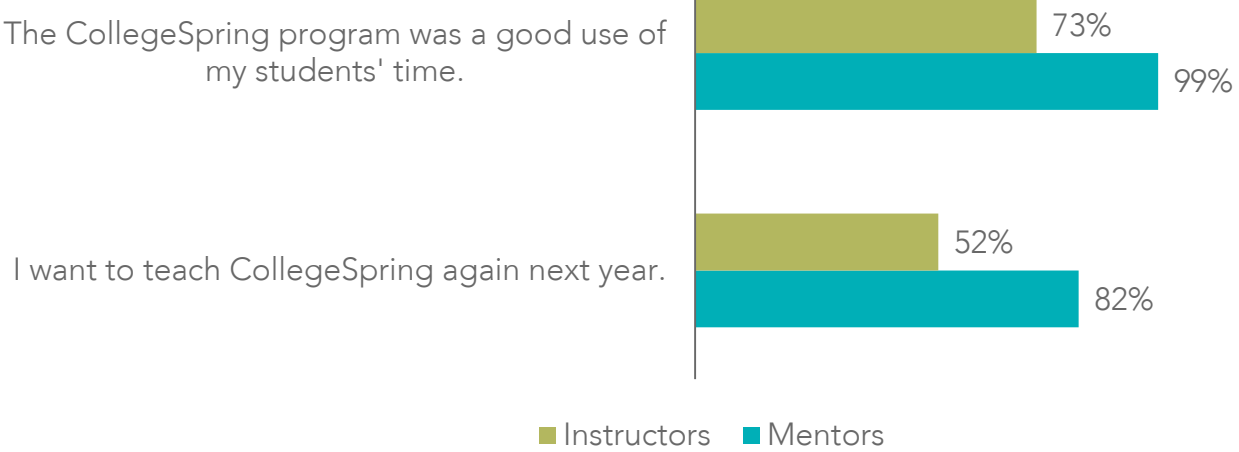


Student, Instructor/Mentor, and Administrator Satisfaction

Student Satisfaction



Instructor/Mentor Satisfaction



Administrator Satisfaction

